


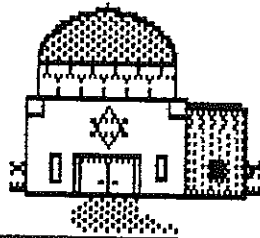

# SIMULATION GAMES

משחקי סימולציה

NATIV 12  
JERUSALEM 1992-93



נתב 12  
ירושלים, תשנ"ג



# *ALIYAH AND ABSORPTION*

Hannah, Aviva, Rebecca Z. & Rebecca E.

## Goals:

- To familiarize children with procedures of aliyah
- To show difficulties (i.e. personal, financial, psychological, familial, educational, language) of aliyah and how they are and are not overcome
- To orient the students with the major aliyahs to Israel in modern Israel

## About the game:

- designed for the younger teens (13-15), 7th-10th grade; can be modified for older groups
- the game is a 2/3 day of programming - see breakdown
- research should be completed to update the game when played
  - a. aliyah process with regard to different ethnic background
  - b. different types of absorption centers and how they work
  - c. status of new olim
  - d. intended for larger groups

## Supplies:

- index cards
- poster boards
- construction paper
- scissors
- "physical challenge" materials (i.e. water, buckets, string, etc.)

Parts of the game:

1. Introduction
2. Immigration process
3. Absorption centers
4. The real world
5. Conclusions

Introduction (15 mins)

- A panel of people (madrichim, guests) take on the identities of different olim from different backgrounds who have experienced the aliyah process (i.e. Ethiopian, Russian, American, S.American, European).
- The panel is introduced by the MC of the leader; each person tells their story.
- The audience is given time to ask questions.
- The panel should be well prepared to answer questions.

Immigration (45 mins - 1 hour)

- Each player is given a card with:
  - a. name
  - b. place of origin
  - c. age
  - d. profession
  - e. reason for aliyah
- Each person then must go through the process of dealing with an official.
- While this is in process, a speech should be made welcoming the new olim, explaining where the work aliyah originates from and a brief history of recent aliyah.
- As each person passes through "customs" they are given the name of an absorption center that they will be "attending."

- Also during this time, several short movies or one movie should be shown about:
  - a. aliyah in general
  - b. Ethiopian immigration
  - c. Russian immigration
- In the following section, participants should be made to wait in a line. Each person should take 2-3 min with an official:
  - a. officials being staff
  - b. official-participant ratio = 1:8-10

#### Absorption Centers

- Members in the audience divided into groups of about 8 people
- Those groups will each have a center describing their type of absorption center
- Once they have studied the given material, instructed to make an arts and crafts project (materials provided at the center)
- Each project to be presented to the group as a whole